

2018  
BAOJE Industrial Co.,Ltd.

---





# BAOJE











# CATALOGUE



# Contents

 <b>About</b>	<b>1</b>
 <b>Features</b>	<b>2</b>
 <b>Baoje vs. Others</b>	<b>3</b>
 <b>Micro Boring Tools</b>	<b>4</b>
 <b>Tool Identification</b>	<b>5</b>

## Tool Specifications

  <b>0 Degree Turning Tools</b>	<b>6</b>
  <b>10 Degree Turning Tools</b>	<b>8</b>
  <b>47 Degree Turning Tools</b>	<b>10</b>
  <b>Grooving Tools</b>	<b>12</b>
  <b>Threading Tools</b>	<b>14</b>

	<b>D</b> <b>Face Grooving Tools</b>	<b>16</b>
---	-------------------------------------	-----------

---

	<b>BH</b> <b>External Turning Tools</b>	<b>18</b>
---	---	-----------

---

## Patented Toolholders

<b>■</b> <b> Holders Classification</b>		<b>19</b>
---	--	-----------

---

<b>D Type</b>		<b>Direct Toolholders</b>	<b>20</b>
---------------	---	---------------------------	-----------

---

<b>B Type</b>		<b>Butterfly Toolholders</b>	<b>23</b>
---------------	--	------------------------------	-----------

---

<b>E Type</b>		<b>Easy Toolholders</b>	<b>26</b>
---------------	---	-------------------------	-----------

---

<b>F Type</b>		<b>Flash Toolholders</b>	<b>27</b>
---------------	---	--------------------------	-----------

---

<b>S Type</b>		<b>Special Toolholders</b>	<b>28</b>
---------------	---	----------------------------	-----------

---

### Workpieces Sectioning Machines



**B350**  
**B550**      **29**

### CNC Auto-Sectioning Machine



**BC550**      **31**

## ■ Baoje: 30 years of CNC lathe precision machining

---

With our past 30 year's experiences of CNC lathe precision machining, we found out nowadays that the technicians have difficulties in changing tools and skilled Tech-Worker shortage has been an issue. Therefore, we invested in Research and Design (R&D) to assemble our own CNC grinding machine and produce micro boring tools which are our strengths.

Baoje systematic boring tools provides higher precision and premium quality. This is perfect for precision machining and it helps reducing labor cost and increasing productivity. Most importantly, we offer our business partner a golden customer service.



## ■ Baoje - Micro Boring Tool Features

---

1. Customized upon your request

- ▶▶ We can make exclusive micro/ internal boring tools based on your workpiece or drawing.

2. The concept of systematic boring tool design

- ▶▶ Quick Change Tool (change complete in one (1) minute), fool-proofing function design and Standard operation procedures.

3. Coated using professional and advanced imported equipment.

4. Specialized in “difficult-to-cut” material.



5. Longer lifetime than other brands.

# Features

## ■ Baoje Tools & Holders Special Features

### Tool locking procedure:

- ▶▶ Find the right angle, align the tool accordingly and insert until the end.
- ▶▶ Slightly lock the rear screw.
- ▶▶ Tightly lock the front screw.
- ▶▶ Firmly relock the rear screw.



View Full Video on YouTube ▶


**Our Tools are easy to lock and can be changed without removing the holders.**

## ■ Understanding Reference Plane

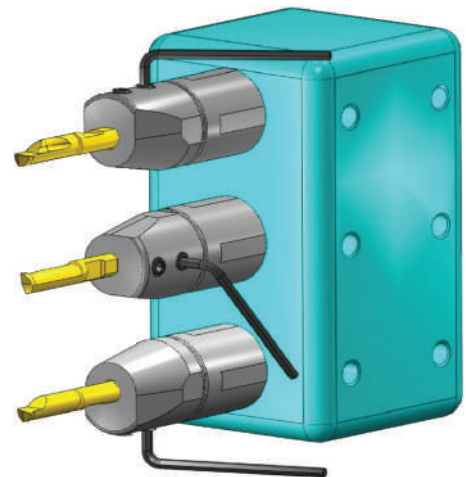
To facilitate easy tool change, regardless of the brands and different machine types, we designed 2 types of reference plane.



- ▶▶ **0°** : Reference plane and tip are on the same side.



- ▶▶ **180°** : Reference plane and tip are opposite sides.  
(top and bottom)



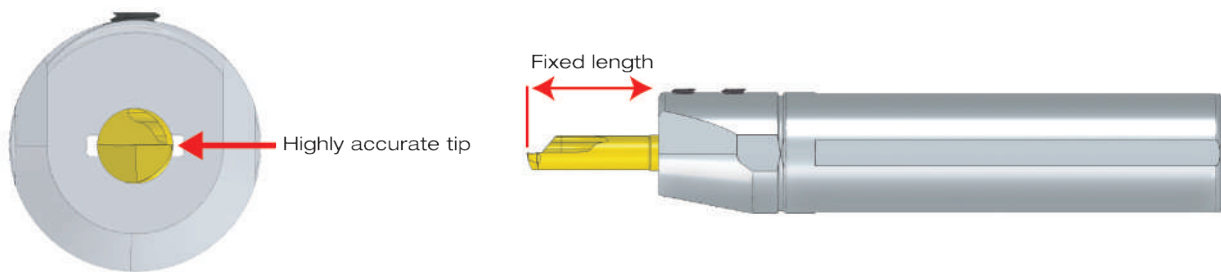

View Full Video on YouTube ▶

## Baoje vs. Others

### ▶▶ Baoje's Tools :

- Accurate and rapid tool change. Easy for technician to set up.
- Highly accurate tip and excellent life time.
- Shorter time for good production and delivery , premium quality, increase efficiency, reduced costs.
- Customized upon request, reducing tools development time.

▼ YouTube Link

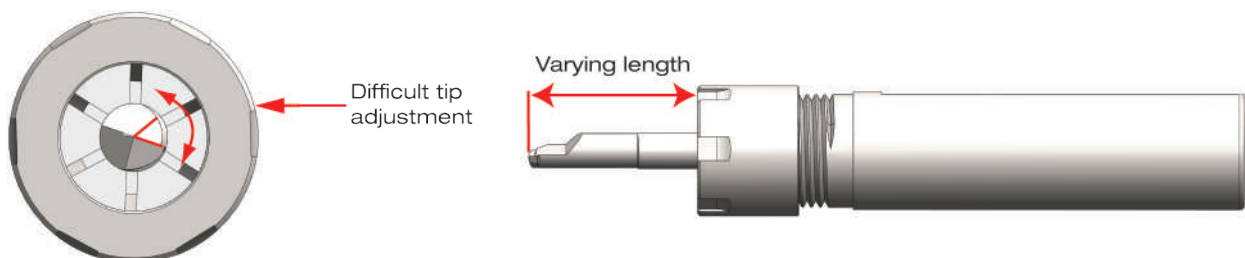


### Most Prominent Features :

Easy for beginners to use, preventing and solving technical problems.

### ▶▶ Others' Tools :

- Longer adjustment time, leading to very long machine downtime.
- Frequent NC code modification, reducing machine efficiency.
- Not easily adjustable tip, with unstable size and short tool life time.
- Low yield rate, low production rate and low quality control, resulting in higher cost.



### Biggest Blind Spot :

Difficult for unskilled technician to replace the tool and bringing on technical problems.

# Micro Boring Tools

## ■ Baoje Boring Tools Series

---

Our tools are coated by the PVD method with TiN, TiCN, DLC, and/or TiAlN. They have superior toughness and sharper cutting edges with excellent wear resistance and thermal crack resistance.

### ▶▶ Premium Quality:

Long lifetime tool, higher quality, speedy delivery and easy for beginner technicians.

### ▶▶ Reasonable Price:

Very competitive price compared to world's branded tooling company.

### ▶▶ Easy Exchanging Tool:

Easy positioning and high precision repeatability. It saves time with no mistakes.

### ▶▶ Customized Design:

We will be at your service all the time.



■ 0 Degree Turning Tool



■ 10 Degree Turning Tool



■ 47 Degree Turning Tool



■ Threading Tool

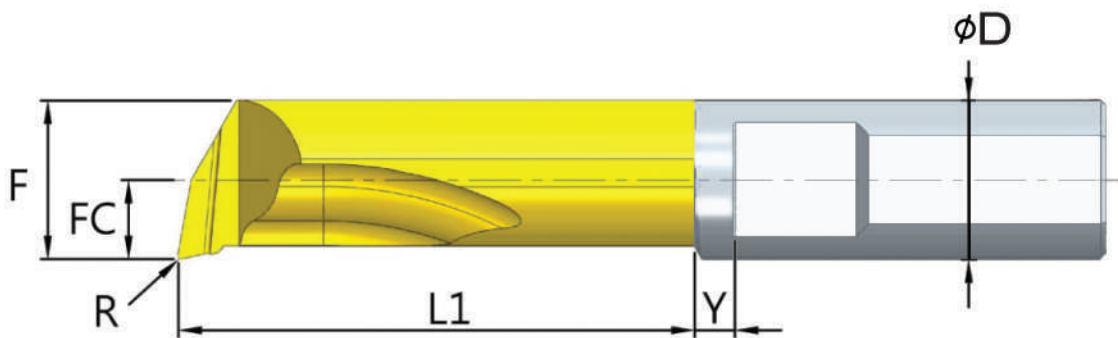
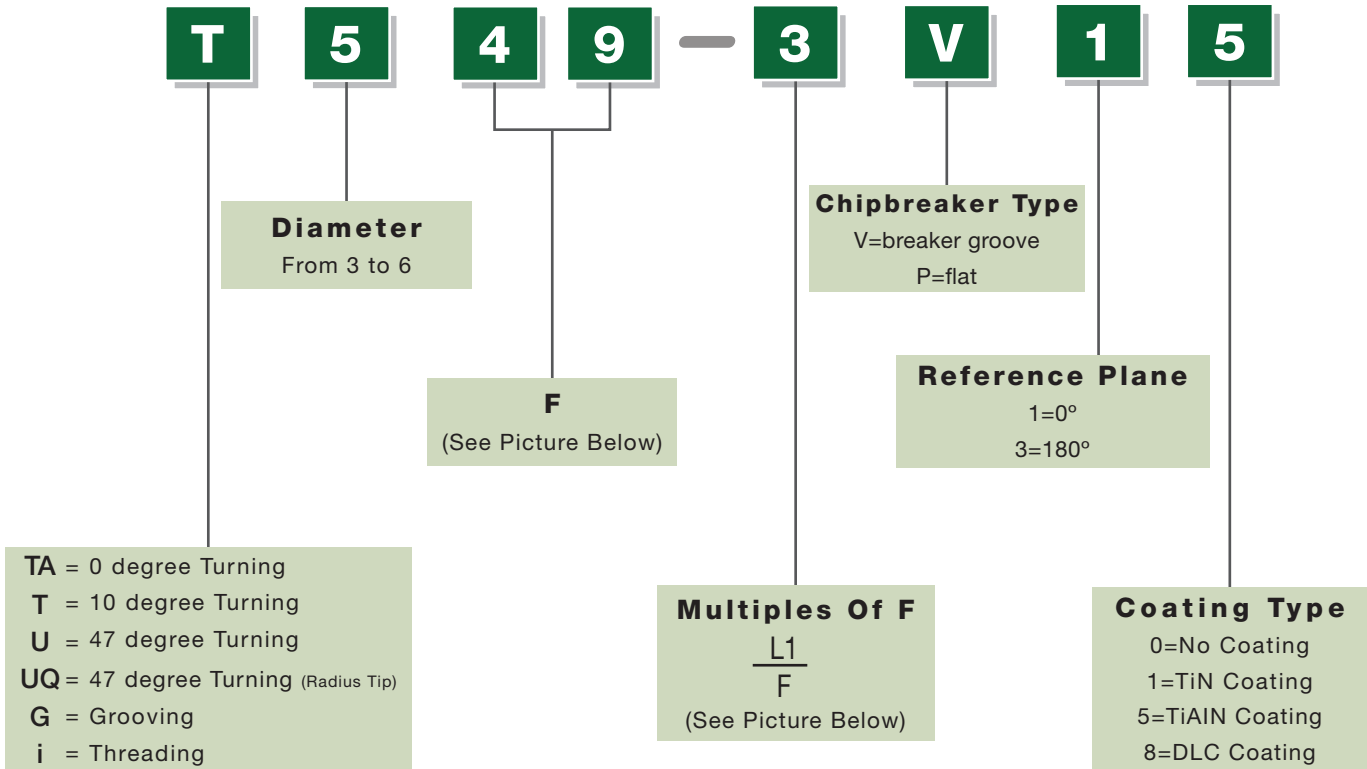


■ Grooving Tool



■ Face Grooving

## Tools Identification





## 0 Degree Turning Tool

### ▶▶ Specification Tool Range

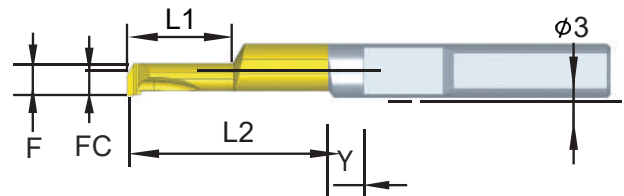
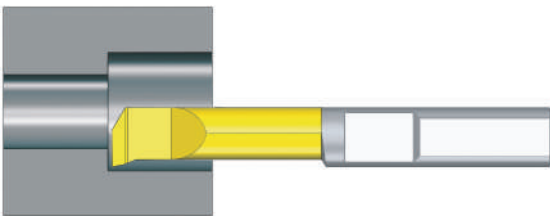
0.6mm~ 8mm. Tungsten carbide materials are imported from Europe and Japan.

### ▶▶ Feature

It is suitable for blind hole workpiece, for rough or precision cutting.

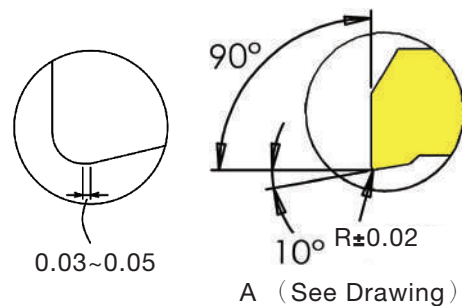
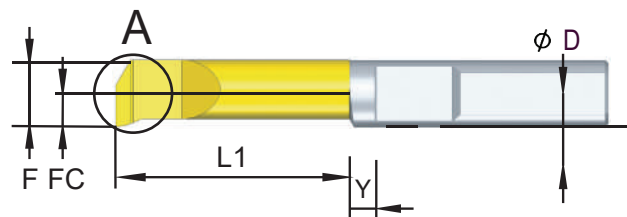
### ▶▶ Remark

Coated by imported equipment.



### Tool Numbering : 3 □ ☆ ○

- 3 : Multiples of F
- : Chipbreaker Type  
V=Breaker Groove  
P=Flat
- ☆ : Reference Plane  
1=0°  
3=180°
- : Coating Type  
0=NO Coating  
1=TiN Coating  
3=S-Fire Coating  
5=TiAlN Coating  
8=DLC Coating



V Breaker Groove



Reference Plane 0°



P Flat



Reference Plane 180°

## Specifications for 0 Degree Turning Tool

Item number	D	Minimum Diameter	F	FC	R	Multiples	L1	L2	Y
TA306-4 □ ☆ ○	3	0.7	0.6	1.4	0.03	4	2.7	4	3
TA310-4 □ ☆ ○	3	1.2	1.0	1.4	0.03	4	4.5	6	3
TA318-3 □ ☆ ○						3	6	8	
TA318-4 □ ☆ ○						4	8	10.4	
TA318-5 □ ☆ ○	3	2.0	1.8	1.4	0.05	5	10	13	3
TA318-6 □ ☆ ○						6	12	13	
TA318-7 □ ☆ ○						7	14	17	
TA329-3 □ ☆ ○						3	8		
TA329-4 □ ☆ ○						4	10.4		
TA329-5 □ ☆ ○	3	3.2	2.9	1.4	0.1	5	13	-	3
TA329-6 □ ☆ ○						6	17		
TA329-7 □ ☆ ○						7	20		
TA439-3 □ ☆ ○						3	10		
TA439-4 □ ☆ ○						4	13.5		
TA439-5 □ ☆ ○	4	4.2	3.9	1.9	0.1	5	17	-	3
TA439-6 □ ☆ ○						6	22		
TA439-7 □ ☆ ○						7	26		
TA549-3 □ ☆ ○						3	14		
TA549-4 □ ☆ ○						4	18		
TA549-5 □ ☆ ○	5	5.2	4.9	2.4	0.1	5	22	-	3
TA549-6 □ ☆ ○						6	29		
TA549-7 □ ☆ ○						7	34		
TA659-3 □ ☆ ○						3	16		
TA659-4 □ ☆ ○						4	22		
TA659-5 □ ☆ ○	6	6.2	5.9	2.9	0.1	5	27	-	3
TA659-6 □ ☆ ○						6	33		
TA659-7 □ ☆ ○						7	41		

- ▶▶ We do customize the above tool every dimensions including F / FC / L1 / L2 /  $\Phi$ D / Tip Radius / Front angle, according to your requirement beside standard 0 degree turning tool.
- ▶▶ Can manufacture inch dimension on request.

# T Tool

## 10 Degree Turning Tool

### ▶▶ Specification Tool Range

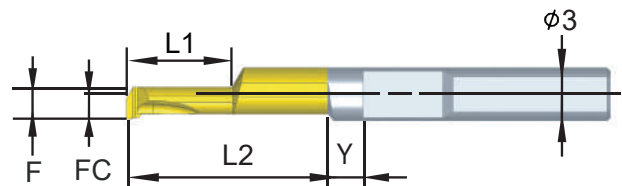

0.6mm~ 8mm.Tungsten carbide materials are imported from Europe and Japan.

### ▶▶ Feature

For Rough or Precision cutting.

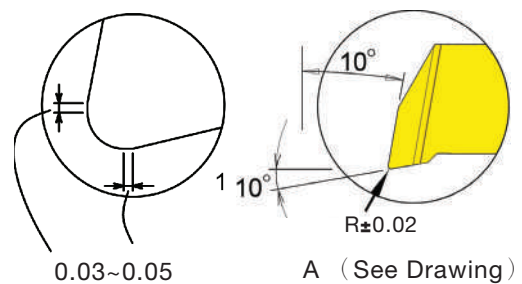
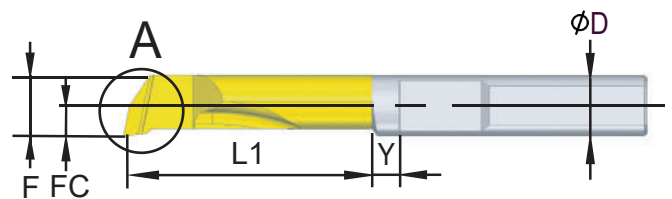
### ▶▶ Remark

Coated by imported equipment.



### Tool Numbering : 3 □ ☆ ○

- 3 : Multiples of F
- : Chipbreaker Type  
V=Breaker Groove  
P=Flat
- ☆ : Reference Plane  
1=0°  
3=180°
- : Coating Type  
0=NO Coating  
1=TiN Coating  
3=S-Fire Coating  
5=TiAlN Coating  
8=DLC Coating



V Breaker Groove



Reference Plane 0°



P Flat



Reference Plane 180°

# T Tool

## Specifications for 10 Degree Turning Tool

Item number	D	Minimum Diameter	F	FC	R	Multiples	L1	L2	Y
T306-4 □ ☆ ○	3	0.7	0.6	1.4	0.03	4	2.7	4	3
T310-4 □ ☆ ○	3	1.2	1.0	1.4	0.03	4	4.5	6	3
T318-3 □ ☆ ○						3	6	8	
T318-4 □ ☆ ○						4	8	10.4	
T318-5 □ ☆ ○	3	2.0	1.8	1.4	0.05	5	10	13	3
T318-6 □ ☆ ○						6	12	13	
T318-7 □ ☆ ○						7	14	17	
T329-3 □ ☆ ○						3	8		
T329-4 □ ☆ ○						4	10.4		
T329-5 □ ☆ ○	3	3.2	2.9	1.4	0.1	5	13	-	3
T329-6 □ ☆ ○						6	17		
T329-7 □ ☆ ○						7	20		
T439-3 □ ☆ ○						3	10		
T439-4 □ ☆ ○						4	13.5		
T439-5 □ ☆ ○	4	4.2	3.9	1.9	0.1	5	17	-	3
T439-6 □ ☆ ○						6	22		
T439-7 □ ☆ ○						7	26		
T549-3 □ ☆ ○						3	14		
T549-4 □ ☆ ○						4	18		
T549-5 □ ☆ ○	5	5.2	4.9	2.4	0.1	5	22	-	3
T549-6 □ ☆ ○						6	29		
T549-7 □ ☆ ○						7	34		
T659-3 □ ☆ ○						3	16		
T659-4 □ ☆ ○						4	22		
T659-5 □ ☆ ○	6	6.2	5.9	2.9	0.1	5	27	-	3
T659-6 □ ☆ ○						6	33		
T659-7 □ ☆ ○						7	41		

- ▶▶ We do customize the above tool every dimensions including F / FC / L1 / L2 /  $\Phi$ D / Tip Radius / Front angle, according to your requirement beside standard 10 degree turning tool.
- ▶▶ Can manufacture inch dimension on request.

# U Tool

## 47 Degree Turning Tool

### ▶▶ Specification Tool Range

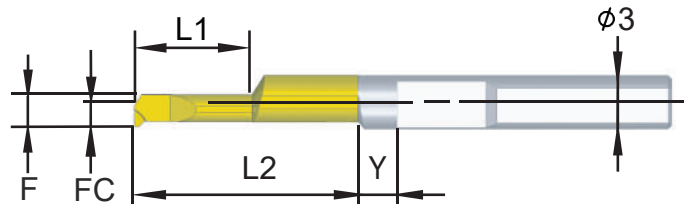

0.6mm~ 8mm. Tungsten carbide materials are imported from Europe and Japan.

### ▶▶ Feature

Can turn and chamfer. For rough or precision cutting.

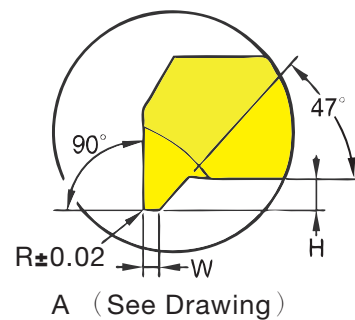
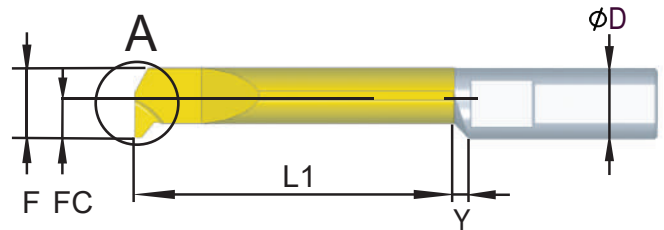
### ▶▶ Remark

Coated by imported equipment.



### Tool Numbering : 3 □ ☆ ○

- 3 : Multiples of F
- : Chipbreaker Type  
V=Breaker Groove  
P=Flat
- ☆ : Reference Plane  
1=0°  
3=180°
- : Coating Type  
0=NO Coating  
1=TiN Coating  
3=S-Fire Coating  
5=TiAlN Coating  
8=DLC Coating



V Breaker Groove



Reference Plane 0°



P Flat



Reference Plane 180°

## Specifications for 47 Degree Turning Tool

Item number	D	Minimum Diameter	F	FC	R	W	H	Multiples	L1	L2	Y
U318-3 □ ☆ ○								3	6	8	
U318-4 □ ☆ ○								4	8	10.4	
U318-5 □ ☆ ○	3	2.0	1.8	1.4	0.05	0.3	0.5	5	10	13	3
U318-6 □ ☆ ○								6	12	13	
U318-7 □ ☆ ○								7	14	17	
U329-3 □ ☆ ○								3	8		
U329-4 □ ☆ ○								4	10.4		
U329-5 □ ☆ ○	3	3.2	2.9	1.4	0.05	0.4	0.7	5	13	-	3
U329-6 □ ☆ ○								6	17		
U329-7 □ ☆ ○								7	20		
U439-3 □ ☆ ○								3	10		
U439-4 □ ☆ ○								4	13.5		
U439-5 □ ☆ ○	4	4.2	3.9	1.9	0.1	0.5	0.8	5	17	-	3
U439-6 □ ☆ ○								6	22		
U439-7 □ ☆ ○								7	26		
U549-3 □ ☆ ○								3	14		
U549-4 □ ☆ ○								4	18		
U549-5 □ ☆ ○	5	5.2	4.9	2.4	0.1	0.5	1.1	5	22	-	3
U549-6 □ ☆ ○								6	29		
U549-7 □ ☆ ○								7	34		
U659-3 □ ☆ ○								3	16		
U659-4 □ ☆ ○								4	22		
U659-5 □ ☆ ○	6	6.2	5.9	2.9	0.1	0.5	1.2	5	27	-	3
U659-6 □ ☆ ○								6	33		
U659-7 □ ☆ ○								7	41		

- ▶▶ We do customize the above tool every dimensions including F / FC / L1 / L2 / W / H /  $\Phi$ D / Tip Radius / Front angle, according to your requirement beside standard 47 degree front turning + back chamfering tool.
- ▶▶ Can manufacture inch dimension on request.

## Grooving Tool

### ▶▶ Specification Tool Range

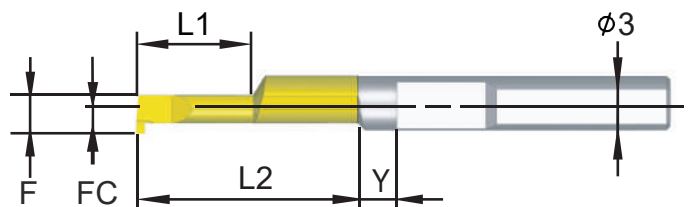
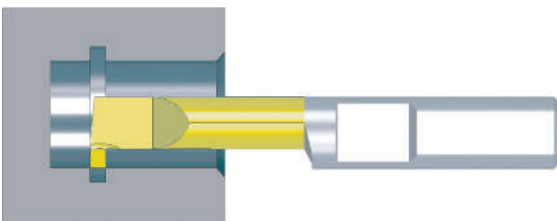
0.6mm~ 8mm. Tungsten carbide materials are imported from Europe and Japan.

### ▶▶ Feature

For Rough or Precision cutting.

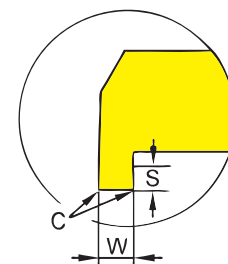
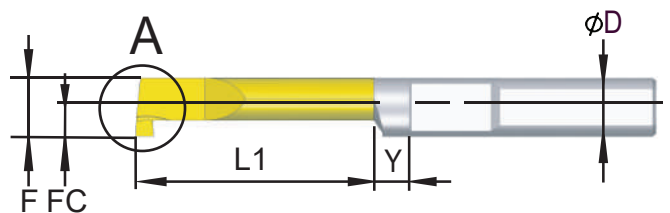
### ▶▶ Remark

Coated by imported equipment.



### Tool Numbering : 3 □ ☆ ○

- 3 : Multiples of F
- : Chipbreaker Type  
V=Breaker Groove  
P=Flat
- ☆ : Reference Plane  
1=0°  
3=180°
- : Coating Type  
0=NO Coating  
1=TiN Coating  
3=S-Fire Coating  
5=TiAlN Coating  
8=DLC Coating



A (See Drawing)



V Breaker Groove



Reference Plane 0°



P Flat



Reference Plane 180°

## Specifications for Grooving Tool

Item number	D	Minimum Diameter	F	FC	W	S	H	Multiples	L1	Y	C±0.01
G318-0505-3 □ ☆ ○	3	2.0	1.8	1.4	0.5	0.3	0.5	3	8	3	0
G30505-3 □ ☆ ○	3	3.2	2.9	1.4	0.5	0.5	0.7	3	8	3	0.04
G307508-3 □ ☆ ○					0.75	0.8	1.0				
G40505-3 □ ☆ ○	4	4.2	3.9	1.9	0.5	0.5	0.7	3	10	3	0.04
G407508-3 □ ☆ ○					0.75	0.8	1.0				
G50506-3 □ ☆ ○	5	5.2	4.9	2.4	0.5	0.6	0.8	3	14	3	0.04
G51010-3 □ ☆ ○					1.0	1.0	1.2				
G512515-3 □ ☆ ○					1.25	1.5	1.7				
G60506-3 □ ☆ ○	6	6.2	5.9	2.9	0.5	0.6	0.8	3	16	3	0.04
G61015-3 □ ☆ ○					1.0	1.5	1.7				
G61518-3 □ ☆ ○					1.5	1.8	2.0				

- ▶▶ The above table only lists “3” as a multiple of F. For higher multiples (4 and 5), please contact us.
- ▶▶ Internal grooving tools have several sizes (W and S), please call for inquiries.
- ▶▶ We do customize the above tool every dimensions including F / FC / L1 / L2 / W / S / C / ΦD / Tip Radius, according to your requirement beside standard grooving tool.
- ▶▶ Can manufacture inch dimension on request.



## Threading Tool

### ▶▶ Specification Tool Range

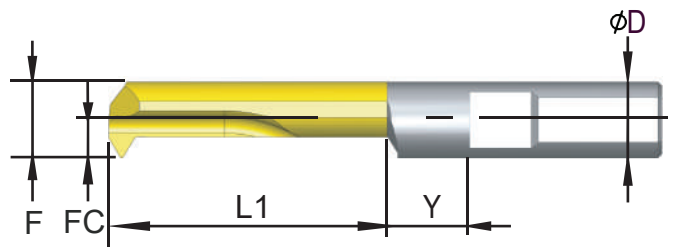
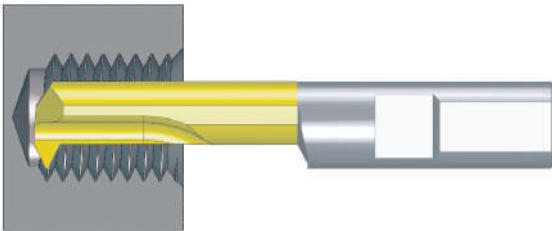
0.6mm~ 8mm. Tungsten carbide materials are imported from Europe and Japan.

### ▶▶ Feature

For 60° thread use.

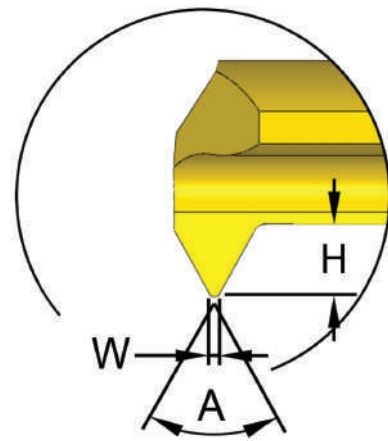
### ▶▶ Remark

Coated by imported equipment.



### Tool Numbering : 3 □ ☆ ○


- 3 : Multiples of F
- : Chipbreaker Type  
V=Breaker Groove  
P=Flat
- ☆ : Reference Plane  
1=0°  
3=180°
- : Coating Type  
0=NO Coating  
1=TiN Coating  
3=S-Fire Coating  
5=TiAlN Coating  
8=DLC Coating




A ( See Drawing )



V Breaker Groove



Reference Plane 0°



P Flat



Reference Plane 180°

## Specifications for Threading Tool

Item number	D	F	FC	A	H	W	Maximum pitch	Multiples	L1	Y
i321-3 <input type="checkbox"/> <input type="checkbox"/> <input type="checkbox"/>	3	2.1	1.05	60	0.5	0.03	0.6	3	8	3
i326-3 <input type="checkbox"/> <input type="checkbox"/> <input type="checkbox"/>	3	2.6	1.4	60	0.6	0.04	0.7	3	8	3
i326-4 <input type="checkbox"/> <input type="checkbox"/> <input type="checkbox"/>								4	9.9	3.5
i435-3 <input type="checkbox"/> <input type="checkbox"/> <input type="checkbox"/>	4	3.5	1.9	60	0.7	0.05	0.8	3	10	3
i435-4 <input type="checkbox"/> <input type="checkbox"/> <input type="checkbox"/>								4	12.5	4
i435-5 <input type="checkbox"/> <input type="checkbox"/> <input type="checkbox"/>								5	15	5
i545-3 <input type="checkbox"/> <input type="checkbox"/> <input type="checkbox"/>	5	4.5	2.4	60	1.1	0.07	1.25	3	14	3
i545-4 <input type="checkbox"/> <input type="checkbox"/> <input type="checkbox"/>								4	16	5
i545-5 <input type="checkbox"/> <input type="checkbox"/> <input type="checkbox"/>								5	18	7
i659-3 <input type="checkbox"/> <input type="checkbox"/> <input type="checkbox"/>	6	5.9	2.9	60	1.3	0.11	1.5	3	16	3
i659-4 <input type="checkbox"/> <input type="checkbox"/> <input type="checkbox"/>								4	19	6
i659-5 <input type="checkbox"/> <input type="checkbox"/> <input type="checkbox"/>								5	22	8

- ▶▶ We do customize the above tool every dimensions including F / FC / L1 / L2 / W / H / A° /  $\Phi$ D / Tip Radius, according to your requirement besides standard threading tool.
- ▶▶ Can manufacture inch dimension on request.

# D Tool

## Face Grooving

### Specification Tool Range

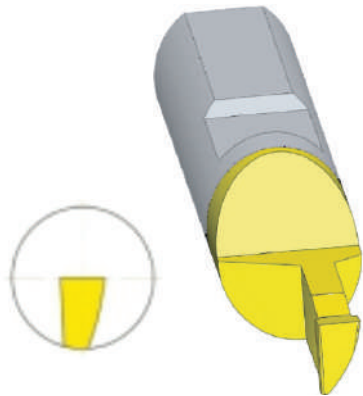
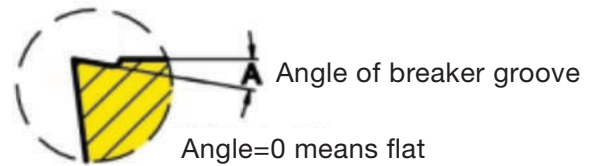
0.6mm~ 8mm. Tungsten carbide materials are imported from Europe and Japan.

### Feature

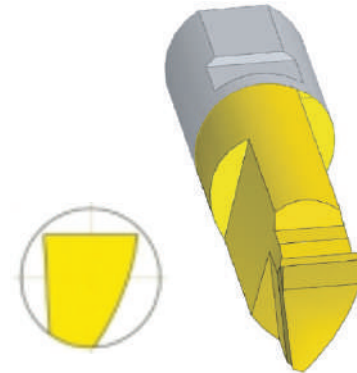
General and heavy-duty type.

### Remark

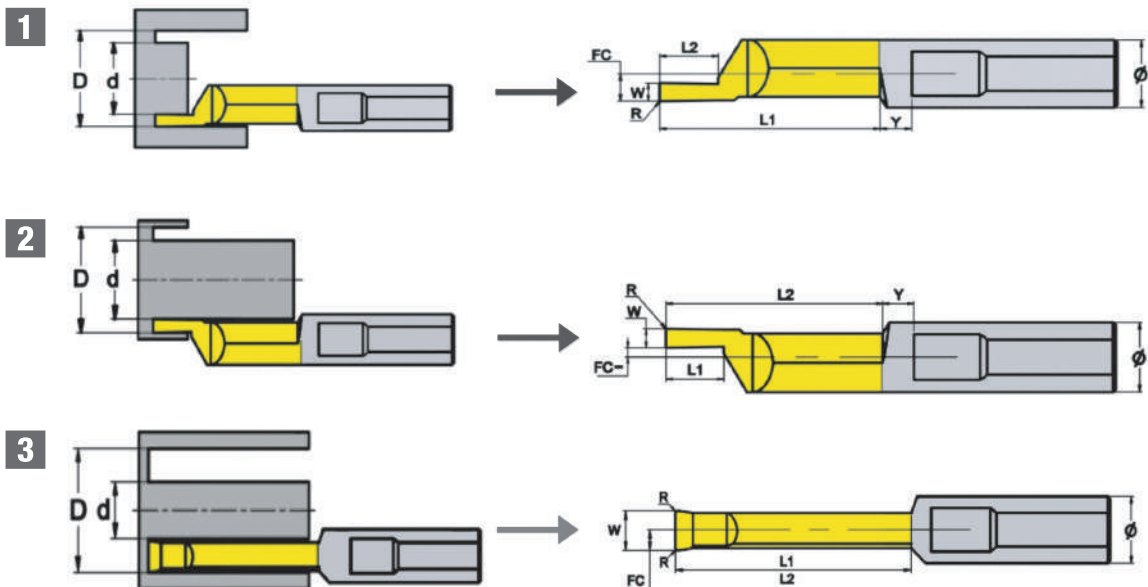
Coated by imported equipment.



General Type



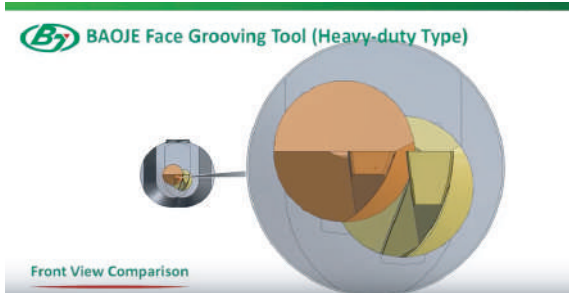
Heavy-duty Type



We do customize face grooving tool with the above tool every dimensions including FC / L1 / L2 / W /  $\Phi$ D / Tip Radius, according to your requirement.


## Face Grooving

### Videos Introduction



Revealing the Design of BAOJE Face Grooving Tool (Heavy-duty Type)

◀ View Full Video on YouTube



Innovative Applications of Special Face Grooving Tool

◀ View Full Video on YouTube

### Cases



## External Turning

### ▶▶ Specification Tool Range


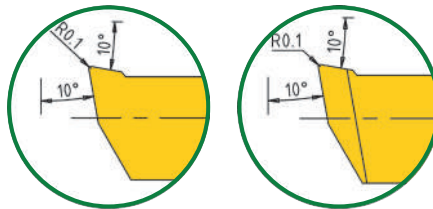
3mm~ 8mm.Tungsten carbide materials are imported from Europe and Japan.

### ▶▶ Remark

Coated by imported equipment.


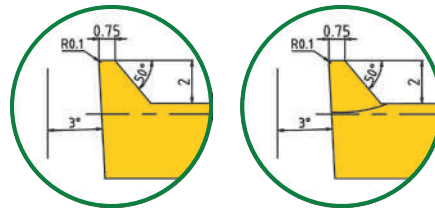
### ▶▶ TBH Series :

- █ TBH655-3V3B2-5
- █ TBH655-4V3B2-5
- █ TBH655-3P3B2-5
- █ TBH655-4P3B2-5





### ▶▶ UBH Series :

- █ UBH655-07520-3V3B2-5
- █ UBH655-07520-4V3B2-5
- █ UBH655-07520-3P3B2-5
- █ UBH655-07520-4P3B2-5



**Quick Change Tool for first-timer and customized upon your request.**



# Holders Classification

## Holders Classification

D Type



Direct Toolholders ——— BJA

B Type



Butterfly Toolholders ——— [ BJM  
 BJJ  
 BJR  
 BNR

E Type



Easy Toolholders ——— BJAS

F Type



Flash Toolholders ——— [ BJZ  
 BJZN

S Type



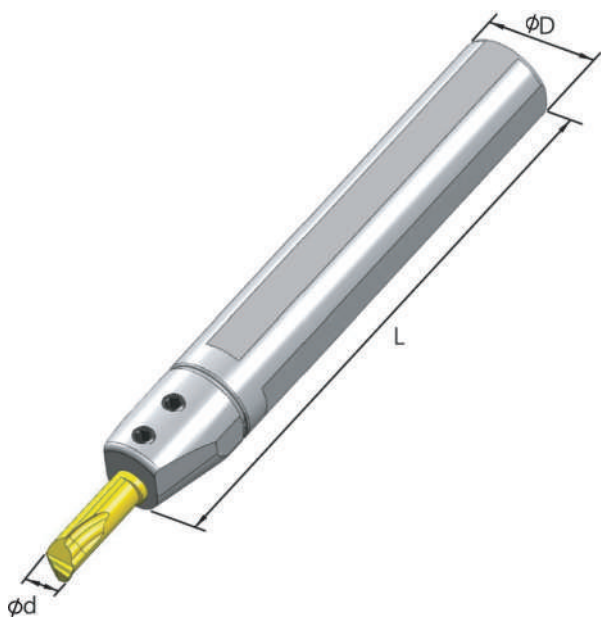
Special Toolholders — Customized upon request



# D Type Toolholder Series

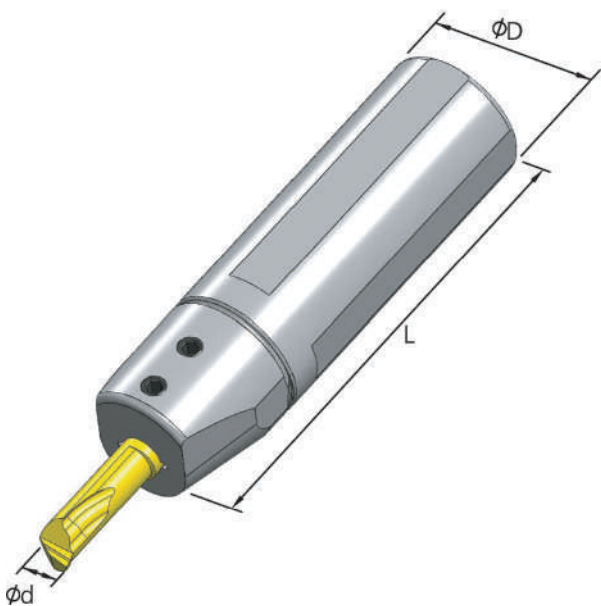
## Direct Toolholder (D Type)

### ►► Specification :



Item number	Specification		
	ØD	Ød	L
BJA-16-03-100WB	16	3	100
BJA-16-04-100WB		4	
BJA-16-05-100WB		5	
BJA-16-06-100WB		6	
BJA-17-03-100WB	17	3	100
BJA-17-04-100WB		4	
BJA-17-05-100WB		5	
BJA-17-06-100WB		6	
BJA-1905-03-95WB	19.05	3	95
BJA-1905-04-95WB		4	
BJA-1905-05-95WB		5	
BJA-1905-06-95WB		6	
BJA-1905-08-95WB		8	

### ►► Specification :



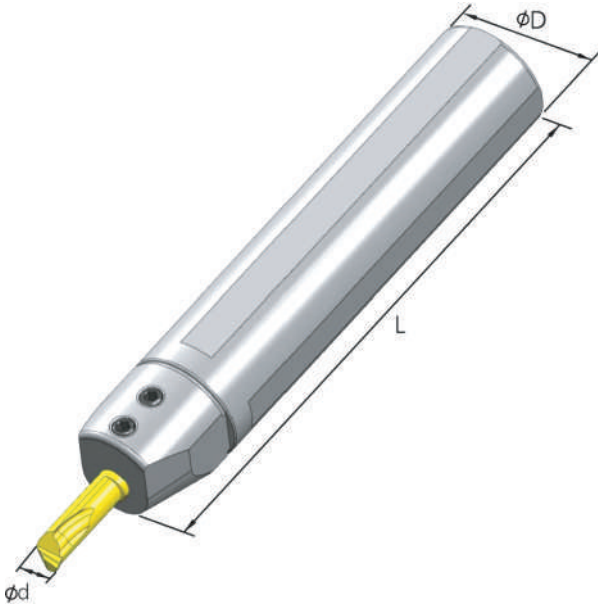
Item number	Specification		
	ØD	Ød	L
BJA-20-03-100WB	20	3	100
BJA-20-04-100WB		4	
BJA-20-05-100WB		5	
BJA-20-06-100WB		6	
BJA-20-08-100WB	8		
BJA-20-03-150WB	20	3	150
BJA-20-04-150WB		4	
BJA-20-05-150WB		5	
BJA-20-06-150WB		6	
BJA-20-08-150WB		8	

Quick Change Tool for first-timer and customized upon your request.

# D Type Toolholder Series

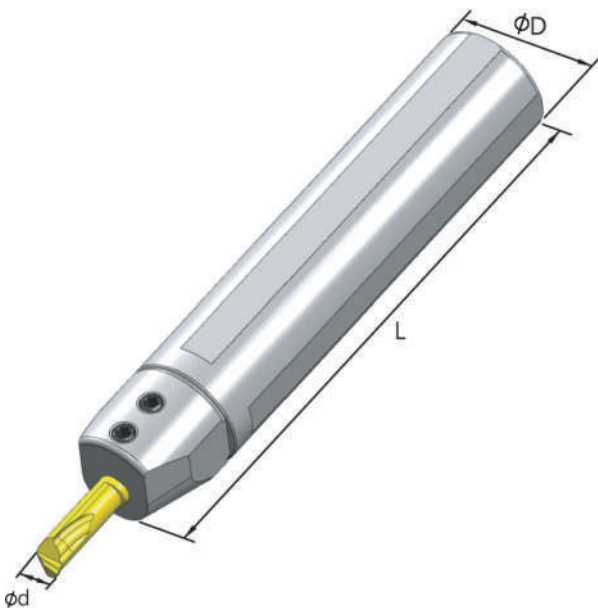
## Direct Toolholder (D Type)

### ►► Specification :



Item number	Specification		
	ØD	Ød	L
BJA-22-03-110WB		3	
BJA-22-04-110WB		4	
BJA-22-05-110WB	22	5	110
BJA-22-06-110WB		6	
BJA-22-08-110WB		8	
BJA-22-03-150WB		3	
BJA-22-04-150WB		4	
BJA-22-05-150WB	22	5	150
BJA-22-06-150WB		6	
BJA-22-08-150WB		8	

### ►► Specification :



Item number	Specification		
	ØD	Ød	L
BJA-23-03-110WB		3	
BJA-23-04-110WB		4	
BJA-23-05-110WB	23	5	110
BJA-23-06-110WB		6	
BJA-23-08-110WB		8	

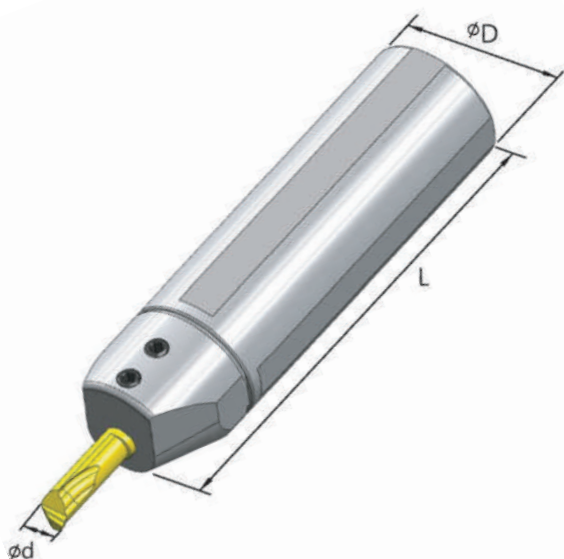
Quick Change Tool for first-timer and customized upon your request.



# D Type Toolholder Series

## Direct Toolholder (D Type)

### ► Specification :



Item number	Specification		
	øD	ød	L
BJA-25-03-90WB		3	
BJA-25-04-90WB		4	
BJA-25-05-90WB	25	5	90
BJA-25-06-90WB		6	
BJA-25-08-90WB		8	
BJA-25-03-150WB		3	
BJA-25-04-150WB		4	
BJA-25-05-150WB	25	5	150
BJA-25-06-150WB		6	
BJA-25-08-150WB		8	
BJA-254-03-90WB		3	
BJA-254-04-90WB		4	
BJA-254-05-90WB	25.4	5	90
BJA-254-06-90WB		6	
BJA-254-08-90WB		8	

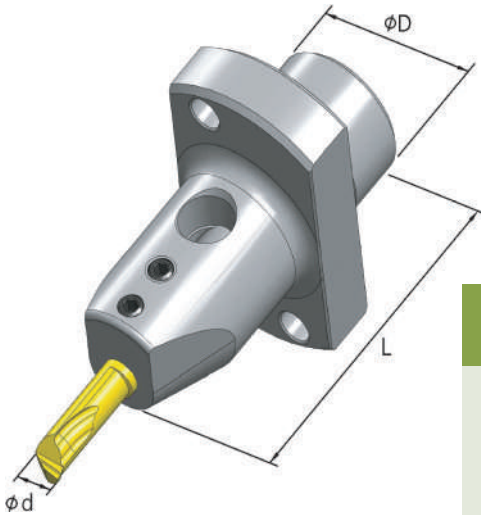
Quick Change Tool for first-timer and customized upon your request.



# B Type Toolholder Series

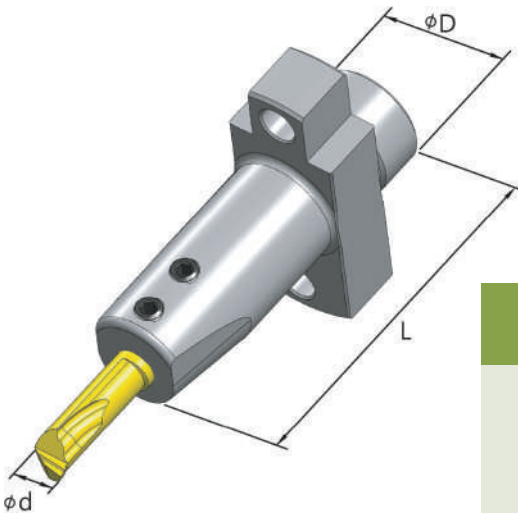
## Butterfly Toolholder (B Type)

### ►► Specification :



Item number	Specification			Type of machine
	ØD	Ød	L	
BJM-22-03-59WB		3		
BJM-22-04-59WB		4		
BJM-22-05-59WB	22	5	59	STAR
BJM-22-06-59WB		6		
BJM-22-08-59WB		8		

### ►► Specification :



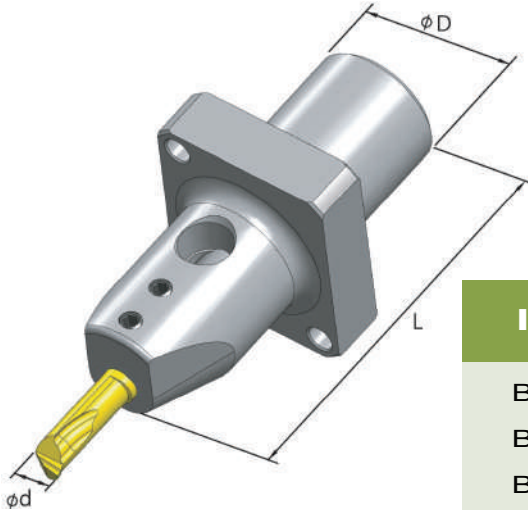
Item number	Specification			Type of machine
	ØD	Ød	L	
BJJ-16-03-53WB		3		
BJJ-16-04-53WB		4		
BJJ-16-05-53WB	16	5	53	STAR 10J
BJJ-16-06-53WB		6		
BJJ-16-08-53WB		8		

Quick Change Tool for first-timer and customized upon your request.

# B Type Toolholder Series

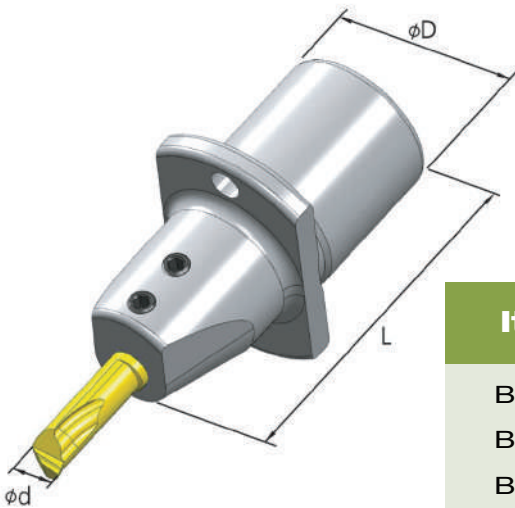
## Butterfly Toolholder (B Type)

### ▶▶ Specification :



Item number	Specification			Type of machine
	$\phi D$	$\phi d$	L	
BJR-22-03-69WB		3		
BJR-22-04-69WB		4		
BJR-22-05-69WB	22	5	69	STAR 20RIV
BJR-22-06-69WB		6		
BJR-22-08-69WB		8		

### ▶▶ Specification :



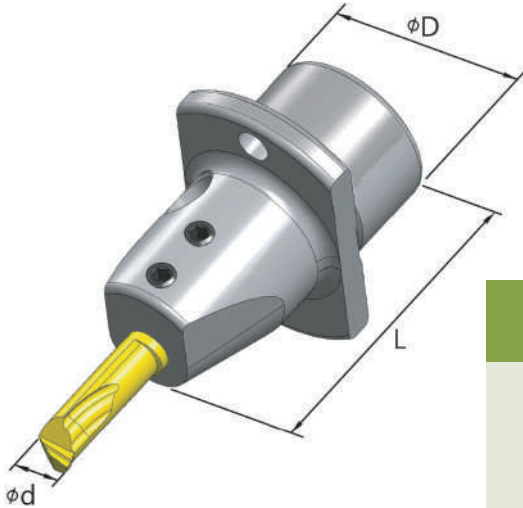
Item number	Specification			Type of machine
	$\phi D$	$\phi d$	L	
BJN-23-03-53WB		3		
BJN-23-04-53WB		4		
BJN-23-05-53WB	23	5	53	Nomura
BJN-23-06-53WB		6		
BJN-23-08-53WB		8		

Quick Change Tool for first-timer and customized upon your request.

# B Type Toolholder Series

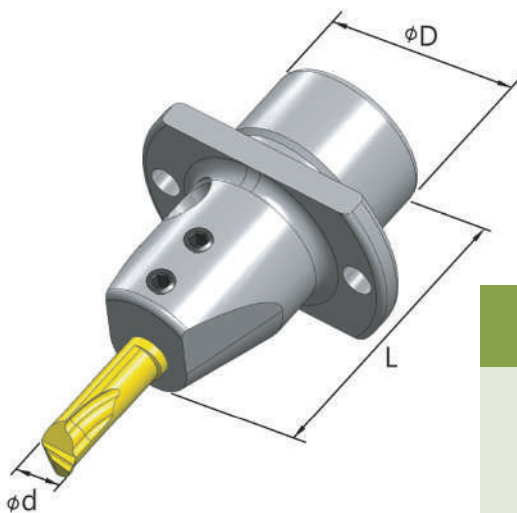
## Butterfly Toolholder (B Type)

### ▶▶ Specification :



Item number	Specification			Type of machine
	ØD	Ød	L	
BJN-E22-03-43WB		3		
BJN-E22-04-43WB		4		
BJN-E22-05-43WB	22	5	43	Nomura
BJN-E22-06-43WB		6		
BJN-E22-08-43WB		8		

### ▶▶ Specification :



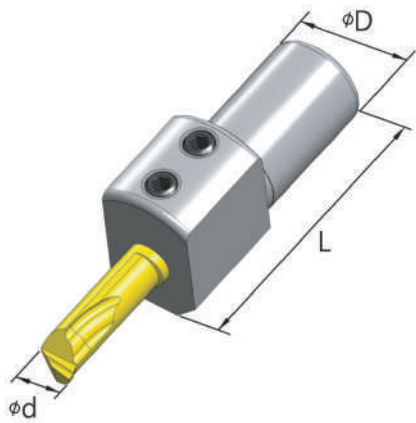
Item number	Specification			Type of machine
	ØD	Ød	L	
BJN-N22-03-43WB		3		
BJN-N22-04-43WB		4		
BJN-N22-05-43WB	22	5	43	Nomura
BJN-N22-06-43WB		6		
BJN-N22-08-43WB		8		

Quick Change Tool for first-timer and customized upon your request.

# E Type Toolholder Series

## Easy Toolholder (E Type)

### ►► Specification :



Item number	Specification		
	ØD	Ød	L
BJAS-10-03-36		3	
BJAS-10-04-36	10	4	36
BJAS-10-05-36		5	
BJAS-10-06-36		6	
BJAS-13-03-36		3	
BJAS-13-04-36	13	4	36
BJAS-13-05-36		5	
BJAS-13-06-36		6	

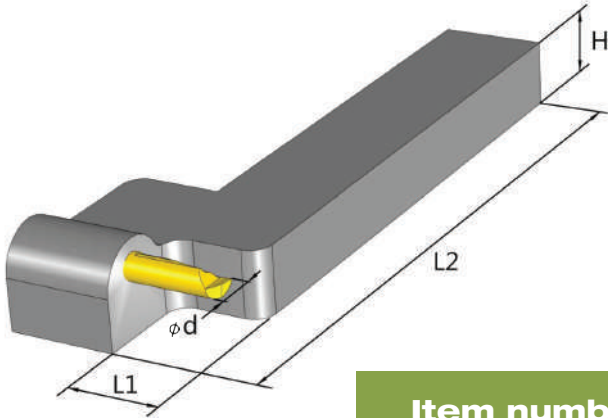
Quick Change Tool for first-timer and customized upon your request.



# F Type Toolholder Series

## Flash Toolholder (F Type)

### ►► Specification :



Item number	Specification				Type of machine
	H	Ød	L1	L2	
BJZ-10-03-4	10	3	13.4	100	General
BJZ-10-04-4		4	16.5		
BJZ-12-03-4	12	3	13.4	100	
BJZ-12-04-4		4	16.5		
BJZ-12-05-4		5	21		
BJZN-10-03-4	10	3	13.4	100	Nomura
BJZN-10-04-4		4	16.5		
BJZN-12-03-4	12	3	16.4	100	
BJZN-12-04-4		4	16.5		
BJZN-12-05-4		5	21		

Quick Change Tool for first-timer and customized upon your request.



# S Type Toolholder Series


## Special Toolholder (S Type)

### ►► Specification :

Based on your machine type, we can design customized holders to meet your demand.



This is a holder designed for ►  
use in multi-axis lathe machine.



**Quick Change Tool for first-timer and customized upon your request.**

# Workpieces Sectioning Machines

## Models : B350 B550

### Product Specification :

Model	B350	B550
Power Supply	220V	220V
Gear Ratio	10:1	15:1
Processing Range	Ø4~Ø35/100L	Ø10~Ø50/100L
Motor	400W	400W
Cutting Oil Tank Capacity	18L	18L
Saw Specification	Ø125XØ25.4X1.2	Ø150XØ25.4X2.0
Machine Weight	110KG	110KG
Machine Size	780(L)X650(W)X650(H)(mm)	

### Other Tools :

- Patents have been applied in Taiwan and China. Saves time and effort
- Safe
- Easy to operate
- Can be used for cutting hard material
- Can self-align to the center



Examples	Work Piece Size	
Outer Diameter	23	20
Material	S45C	SUS303



Baoje has the right to change the design without further notice.

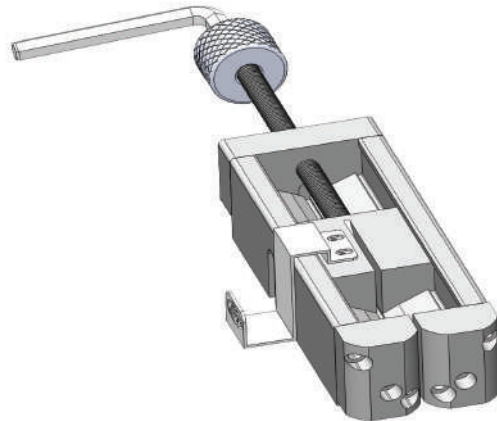
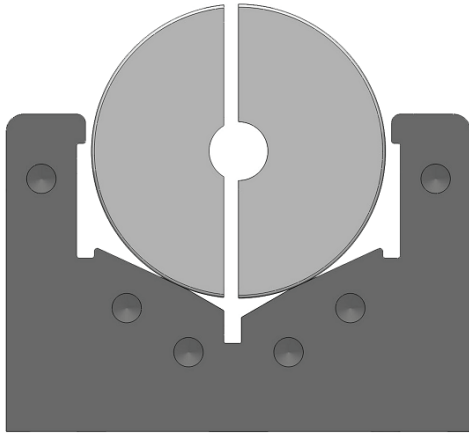


# Workpieces Sectioning Machines


## Models : B350 B550

### ▶▶ Specification :

No matter the workpiece's outer diameter, it can be centered automatically.



### ▶▶ Video Introduction :



▼ YouTube Link



# CNC Auto-Sectioning

## Models : BC550

### ▶▶ Product Specification :

Spindle Motor	LV28-1500-10-S3
Gear Ratio	10:1
Pump	YC-8110/1/8 HP
YASKAWA (Japan) Servo Motor	SGMGV-09ADA6S
YASKAWA (Japan) Driver	7R6A01A
Lubricator	302-30
Working Light	LEO-WM20
Warning Light	LGL-220V-3GRY-B
Safety Switch	XCSPA591
Machine Size (LxWxH)	180X105X195(cm)
Machine Weight	350KG
Electric Power	5KW
Voltage	220V
Processing Range	Ø6~Ø50/120L
Cutting Oil Tank Capacity	42L
Saw Specification	Ø150XØ25.4X1.5

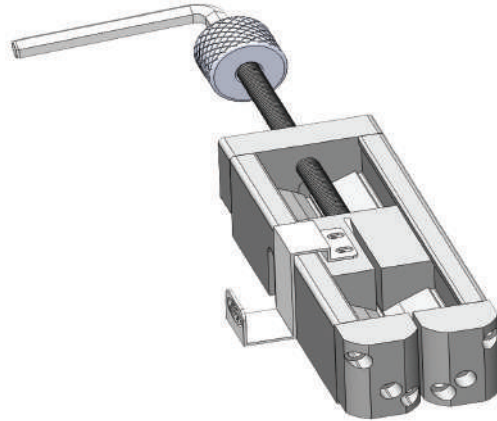
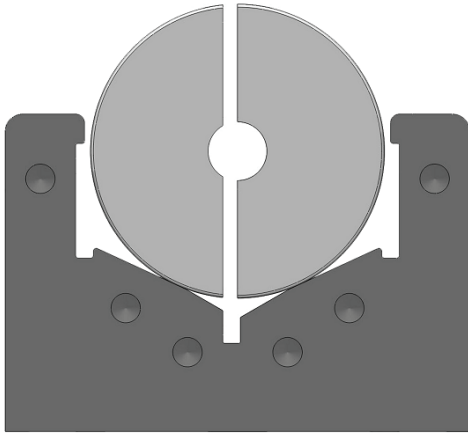


# CNC Auto-Sectioning


## Model : BC550

### ▶▶ Specification :


No matter the workpiece's outer diameter, it can be centered automatically.



### ▶▶ Video Introduction :



▼ YouTube Link





**BAOJE Industrial Co.,Ltd.**

No.188,Niaosong 1st St.,Yongkang Dist.,  
Tainan City,Taiwan

TEL 886 6 253 1237

FAX 886 6 211 6567

Email [service@baojetoool.com](mailto:service@baojetoool.com)